



## **Confidential Benchmark® Performance Report**

### **S and A Feedlot Inc.**

Plainview, NE

October 2009

This report is from the office of AgSpan, a Division of Ivy Animal Health, and is intended only for the addressee. The information contained in this report is confidential, may constitute inside or non-public information under federal or state securities laws and is intended only for the use of the addressee. Unauthorized forwarding, printing, copying, distributing, or using such information is strictly prohibited and may be unlawful. If you are not the addressee, please promptly destroy this report and contact AgSpan at 888-399-5637.

# Benchmark® Performance Program Report

Confidential Report for: S and A Feedlot Inc.

October 2009

| <u>Type / Weight /</u>              | <u>Lots</u> | <u>Head</u> | <u>InWt</u> | <u>OutWt</u> | <u>DOF</u> | <u>COG</u> | <u>ADG</u> | <u>F/G</u> | <u>Intake</u> | <u>VetMed</u> | <u>Deads</u> | <u>HeadSL</u> | <u>DP</u> | <u>Pr/Ch</u> | <u>YG1/2</u> | <u>YG4/5</u> |
|-------------------------------------|-------------|-------------|-------------|--------------|------------|------------|------------|------------|---------------|---------------|--------------|---------------|-----------|--------------|--------------|--------------|
|                                     | num         | num         | lbs         | lbs          | days       | \$/cwt     | lbs        |            | lbs           | \$/head       | pct          | num           | pct       | pct          | pct          | pct          |
| <b>Steers - All Weights</b>         |             |             |             |              |            |            |            |            |               |               |              |               |           |              |              |              |
| S and A Feedlot Inc.                | 2           | 432         | 809         | 1,533        | 196        | 57.39      | 3.66       | 6.33       | 23.1          | 12.02         | 0.92         |               |           |              |              |              |
| Midwest                             | 288         | 42,607      | 815         | 1,445        | 178        | 64.62      | 3.48       | 6.85       | 23.9          | 12.34         | 0.91         |               |           |              |              |              |
| All US Participants                 | 1,770       | 257,491     | 788         | 1,365        | 167        | 71.14      | 3.40       | 6.40       | 21.8          | 11.66         | 1.02         |               |           |              |              |              |
| <b>Steers - Under 600 Pounds</b>    |             |             |             |              |            |            |            |            |               |               |              |               |           |              |              |              |
| Midwest                             | 15          | 4,112       | 562         | 1,472        | 285        | 60.74      | 3.16       | 7.11       | 22.5          | 18.54         | 1.37         |               |           |              |              |              |
| All US Participants                 | 129         | 17,781      | 517         | 1,293        | 260        | 71.63      | 2.95       | 6.40       | 18.8          | 18.82         | 1.78         |               |           |              |              |              |
| <b>Steers - 600 to 699 Pounds</b>   |             |             |             |              |            |            |            |            |               |               |              |               |           |              |              |              |
| Midwest                             | 44          | 7,811       | 649         | 1,464        | 244        | 64.25      | 3.29       | 6.98       | 23.0          | 17.94         | 1.61         |               |           |              |              |              |
| All US Participants                 | 262         | 35,994      | 658         | 1,343        | 204        | 69.47      | 3.29       | 6.31       | 20.8          | 15.81         | 1.67         |               |           |              |              |              |
| <b>Steers - 700 to 799 Pounds</b>   |             |             |             |              |            |            |            |            |               |               |              |               |           |              |              |              |
| S and A Feedlot Inc.                | 1           | 131         | 713         | 1,568        | 252        | 47.73      | 3.32       | 6.48       | 21.5          | 8.87          | 2.24         |               |           |              |              |              |
| Midwest                             | 53          | 6,414       | 754         | 1,423        | 180        | 64.61      | 3.65       | 6.46       | 23.6          | 13.16         | 1.09         |               |           |              |              |              |
| All US Participants                 | 500         | 72,540      | 754         | 1,351        | 169        | 70.34      | 3.48       | 6.21       | 21.6          | 11.60         | 1.07         |               |           |              |              |              |
| <b>Steers - 800 to 899 Pounds</b>   |             |             |             |              |            |            |            |            |               |               |              |               |           |              |              |              |
| S and A Feedlot Inc.                | 1           | 301         | 852         | 1,519        | 171        | 62.70      | 3.87       | 6.25       | 24.2          | 13.39         | 0.33         |               |           |              |              |              |
| Midwest                             | 92          | 12,751      | 854         | 1,419        | 154        | 65.81      | 3.62       | 6.67       | 24.1          | 10.04         | 0.74         |               |           |              |              |              |
| All US Participants                 | 589         | 94,159      | 847         | 1,373        | 149        | 71.95      | 3.48       | 6.47       | 22.6          | 10.08         | 0.77         |               |           |              |              |              |
| <b>Steers - 900 Pounds and Over</b> |             |             |             |              |            |            |            |            |               |               |              |               |           |              |              |              |
| Midwest                             | 84          | 11,519      | 1,010       | 1,465        | 122        | 66.21      | 3.69       | 7.06       | 26.1          | 8.41          | 0.35         |               |           |              |              |              |
| All US Participants                 | 290         | 37,017      | 968         | 1,426        | 126        | 72.87      | 3.58       | 6.83       | 24.4          | 8.35          | 0.55         |               |           |              |              |              |

# Benchmark® Performance Program Report

Confidential Report for: S and A Feedlot Inc.

October 2009

| <u>Type / Weight /</u>               | <u>Lots</u> | <u>Head</u> | <u>InWt</u> | <u>OutWt</u> | <u>DOF</u> | <u>COG</u> | <u>ADG</u> | <u>F/G</u> | <u>Intake</u> | <u>VetMed</u> | <u>Deads</u> | <u>HeadSL</u> | <u>DP</u> | <u>Pr/Ch</u> | <u>YG1/2</u> | <u>YG4/5</u> |
|--------------------------------------|-------------|-------------|-------------|--------------|------------|------------|------------|------------|---------------|---------------|--------------|---------------|-----------|--------------|--------------|--------------|
|                                      | num         | num         | lbs         | lbs          | days       | \$/cwt     | lbs        |            | lbs           | \$/head       | pct          | num           | pct       | pct          | pct          | pct          |
| <b>Heifers - All Weights</b>         |             |             |             |              |            |            |            |            |               |               |              |               |           |              |              |              |
| S and A Feedlot Inc.                 | 2           | 197         | 867         | 1,335        | 128        | 66.88      | 3.65       | 6.80       | 24.8          | 11.81         | 0.00         |               |           |              |              |              |
| Midwest                              | 144         | 19,379      | 702         | 1,282        | 187        | 72.70      | 3.05       | 7.08       | 21.6          | 13.40         | 1.18         |               |           |              |              |              |
| All US Participants                  | 1,730       | 261,007     | 708         | 1,227        | 167        | 76.24      | 3.06       | 6.58       | 20.1          | 13.20         | 1.17         |               |           |              |              |              |
| <b>Heifers - Under 600 Pounds</b>    |             |             |             |              |            |            |            |            |               |               |              |               |           |              |              |              |
| Midwest                              | 26          | 3,890       | 523         | 1,232        | 248        | 75.78      | 2.82       | 7.05       | 19.9          | 19.05         | 1.69         |               |           |              |              |              |
| All US Participants                  | 287         | 36,811      | 530         | 1,180        | 226        | 76.25      | 2.82       | 6.33       | 17.9          | 20.64         | 1.92         |               |           |              |              |              |
| <b>Heifers - 600 to 699 Pounds</b>   |             |             |             |              |            |            |            |            |               |               |              |               |           |              |              |              |
| Midwest                              | 46          | 5,701       | 658         | 1,266        | 192        | 71.49      | 3.10       | 6.84       | 21.2          | 14.61         | 1.55         |               |           |              |              |              |
| All US Participants                  | 505         | 74,581      | 656         | 1,214        | 178        | 74.90      | 3.08       | 6.42       | 19.7          | 14.10         | 1.35         |               |           |              |              |              |
| <b>Heifers - 700 to 799 Pounds</b>   |             |             |             |              |            |            |            |            |               |               |              |               |           |              |              |              |
| Midwest                              | 46          | 5,752       | 745         | 1,301        | 174        | 73.28      | 3.14       | 7.07       | 22.2          | 12.11         | 0.95         |               |           |              |              |              |
| All US Participants                  | 638         | 104,429     | 746         | 1,234        | 154        | 76.20      | 3.12       | 6.66       | 20.8          | 11.40         | 0.96         |               |           |              |              |              |
| <b>Heifers - 800 to 899 Pounds</b>   |             |             |             |              |            |            |            |            |               |               |              |               |           |              |              |              |
| S and A Feedlot Inc.                 | 1           | 120         | 827         | 1,312        | 143        | 70.79      | 3.39       | 7.13       | 24.2          | 11.17         | 0.00         |               |           |              |              |              |
| Midwest                              | 18          | 2,949       | 847         | 1,311        | 146        | 69.07      | 3.14       | 7.55       | 23.7          | 7.47          | 0.54         |               |           |              |              |              |
| All US Participants                  | 247         | 39,369      | 834         | 1,263        | 132        | 79.45      | 3.19       | 6.98       | 22.2          | 10.01         | 0.72         |               |           |              |              |              |
| <b>Heifers - 900 Pounds and Over</b> |             |             |             |              |            |            |            |            |               |               |              |               |           |              |              |              |
| S and A Feedlot Inc.                 | 1           | 77          | 930         | 1,371        | 105        | 60.18      | 4.20       | 6.23       | 26.2          | 12.80         | 0.00         |               |           |              |              |              |
| Midwest                              | 8           | 1,087       | 971         | 1,370        | 122        | 69.96      | 3.25       | 7.76       | 25.2          | 9.65          | 0.28         |               |           |              |              |              |
| All US Participants                  | 53          | 5,817       | 972         | 1,352        | 120        | 77.91      | 3.10       | 7.47       | 23.2          | 8.42          | 0.70         |               |           |              |              |              |

# Benchmark® Performance Program Report

Confidential Report for: S and A Feedlot Inc.

October 2009

| <u>Type / Weight /</u>     | <u>Lots</u> | <u>Head</u> | <u>InWt</u> | <u>OutWt</u> | <u>DOF</u> | <u>COG</u> | <u>ADG</u> | <u>F/G</u> | <u>Intake</u> | <u>VetMed</u> | <u>Deads</u> | <u>HeadSL</u> | <u>DP</u> | <u>Pr/Ch</u> | <u>YG1/2</u> | <u>YG4/5</u> |
|----------------------------|-------------|-------------|-------------|--------------|------------|------------|------------|------------|---------------|---------------|--------------|---------------|-----------|--------------|--------------|--------------|
|                            | num         | num         | lbs         | lbs          | days       | \$/cwt     | lbs        |            | lbs           | \$/head       | pct          | num           | pct       | pct          | pct          | pct          |
| <b>Mixed - All Weights</b> |             |             |             |              |            |            |            |            |               |               |              |               |           |              |              |              |
| S and A Feedlot Inc.       | 1           | 45          | 630         | 1,393        | 220        | 71.29      | 3.47       | 7.28       | 25.3          | 7.91          | 0.00         |               |           |              |              |              |
| Midwest                    | 49          | 4,640       | 740         | 1,349        | 194        | 73.50      | 3.07       | 7.10       | 21.8          | 15.50         | 1.61         |               |           |              |              |              |
| All US Participants        | 354         | 34,167      | 696         | 1,289        | 189        | 79.16      | 3.05       | 6.65       | 20.3          | 16.63         | 2.05         |               |           |              |              |              |

# Benchmark® Performance Program Report

Confidential Report for: S and A Feedlot Inc.

October 2009

| <u>Type / Weight /</u>                       | <u>Lots</u> | <u>Head</u> | <u>InWt</u> | <u>OutWt</u> | <u>DOF</u> | <u>COG</u> | <u>ADG</u> | <u>F/G</u> | <u>Intake</u> | <u>VetMed</u> | <u>Deads</u> | <u>HeadSL</u> | <u>DP</u> | <u>Pr/Ch</u> | <u>YG1/2</u> | <u>YG4/5</u> |
|--|-------------|-------------|-------------|--------------|------------|------------|------------|------------|---------------|---------------|--------------|---------------|-----------|--------------|--------------|--------------|
|  | num         | num         | lbs         | lbs          | days       | \$/cwt     | lbs        |            | lbs           | \$/head       | pct          | num           | pct       | pct          | pct          | pct          |
| <b>Holstein Steers - All Weights</b>         |             |             |             |              |            |            |            |            |               |               |              |               |           |              |              |              |
| Midwest                                      | 5           | 306         | 804         | 1,377        | 162        | 80.08      | 3.47       | 6.86       | 23.8          | 12.33         | 1.29         |               |           |              |              |              |
| All US Participants                          | 162         | 20,491      | 464         | 1,329        | 287        | 82.34      | 2.97       | 6.19       | 18.4          | 20.30         | 2.69         |               |           |              |              |              |
| <b>Holstein Steers - Under 500 Pounds</b>    |             |             |             |              |            |            |            |            |               |               |              |               |           |              |              |              |
| All US Participants                          | 106         | 14,192      | 354         | 1,328        | 328        | 81.55      | 2.93       | 5.93       | 17.4          | 22.21         | 3.11         |               |           |              |              |              |
| <b>Holstein Steers - 500 Pounds and Over</b> |             |             |             |              |            |            |            |            |               |               |              |               |           |              |              |              |
| Midwest                                      | 5           | 306         | 804         | 1,377        | 162        | 80.08      | 3.47       | 6.86       | 23.8          | 12.33         | 1.29         |               |           |              |              |              |
| All US Participants                          | 56          | 6,299       | 717         | 1,332        | 194        | 85.22      | 3.09       | 7.13       | 22.0          | 16.01         | 1.73         |               |           |              |              |              |

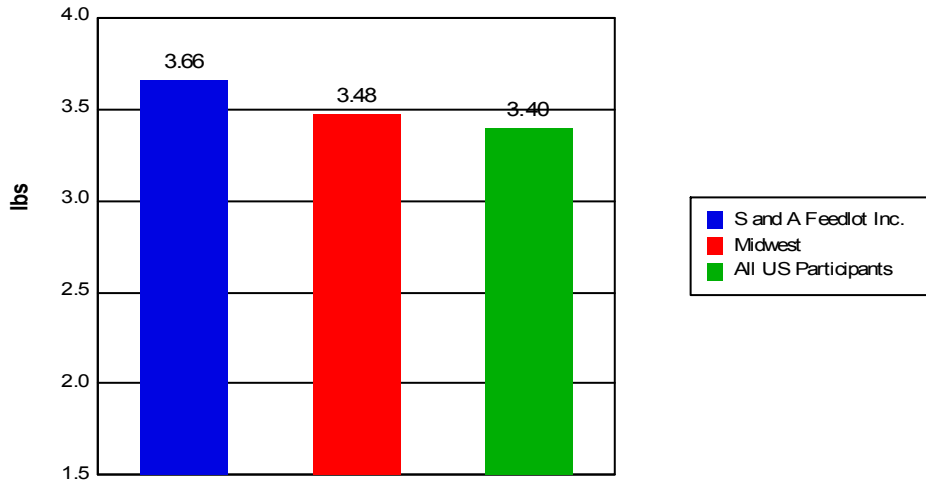
# Benchmark® Performance Program Report

Confidential Report for: S and A Feedlot Inc.

October 2009

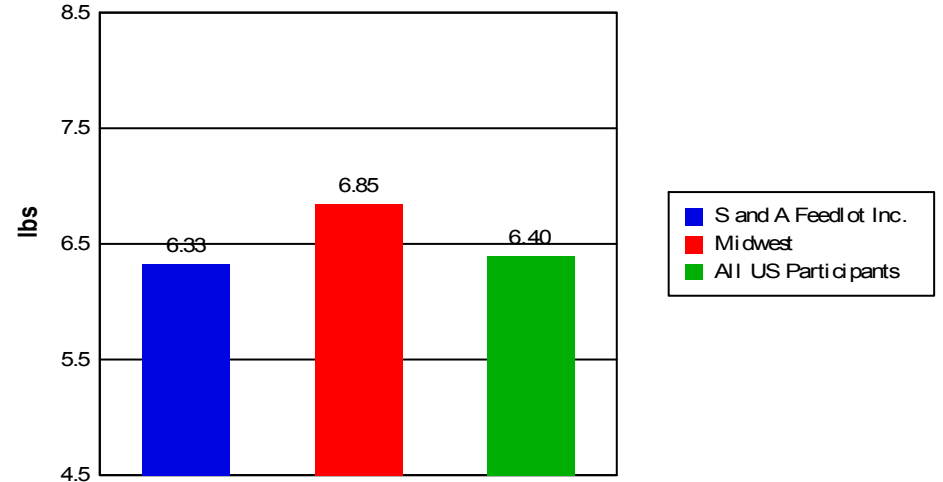
## Daily Gain

Steers - All Weights



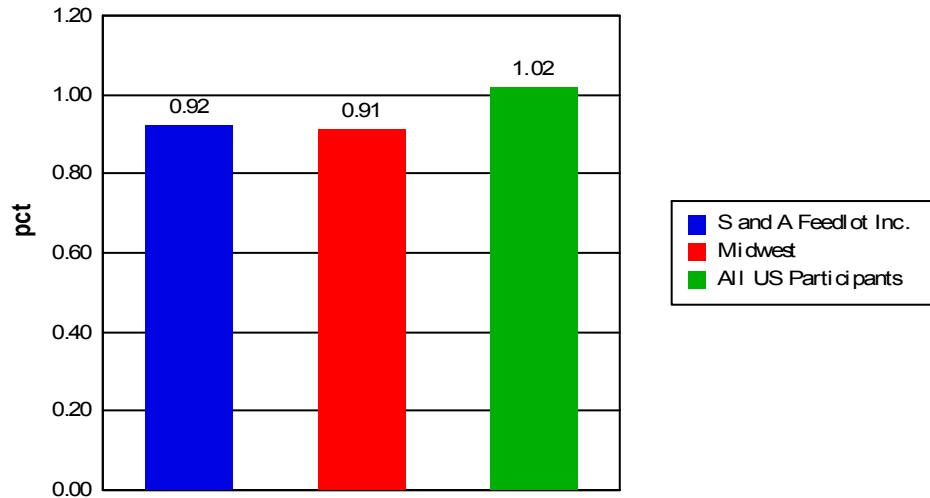
## Dry Feed Conversion

Steers - All Weights



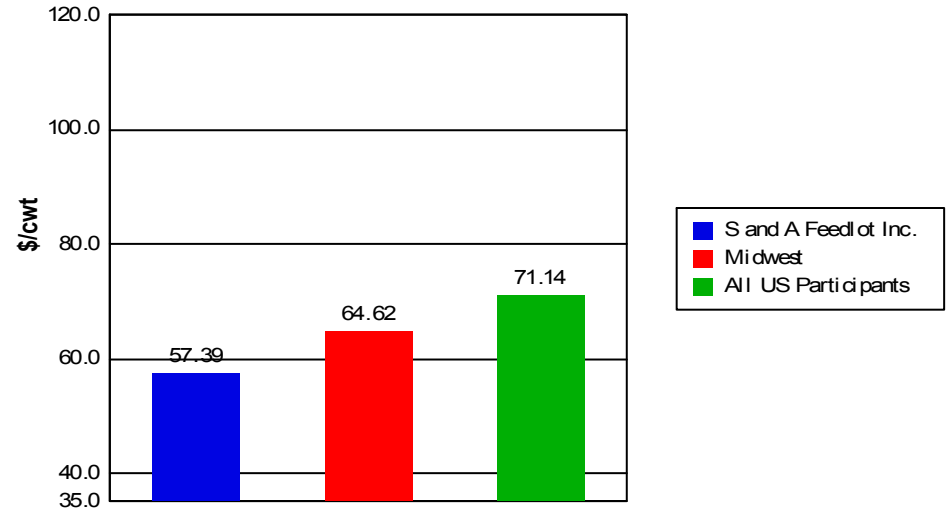
## Death Loss

Steers - All Weights



## Cost of Gain

Steers - All Weights




# Benchmark® Performance Program Report

Confidential Report for: S and A Feedlot Inc.

October 2009

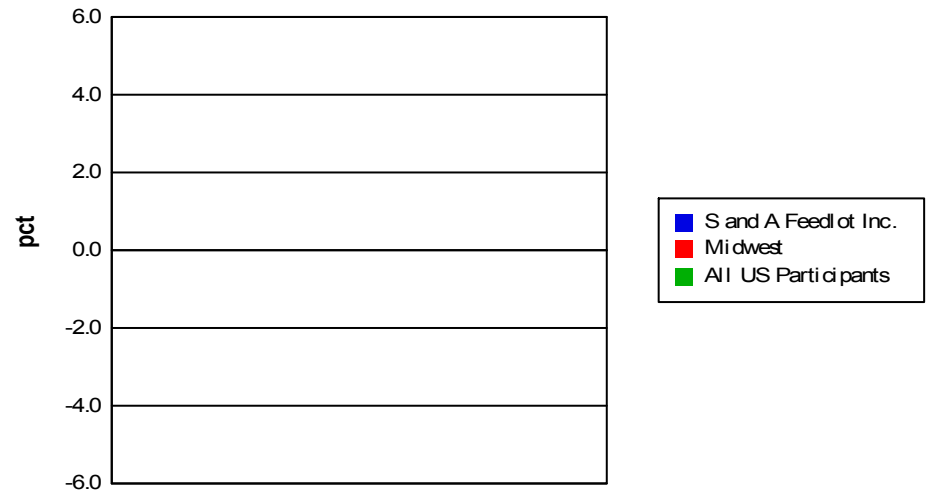
## Dressing Percent

Steers - All Weights



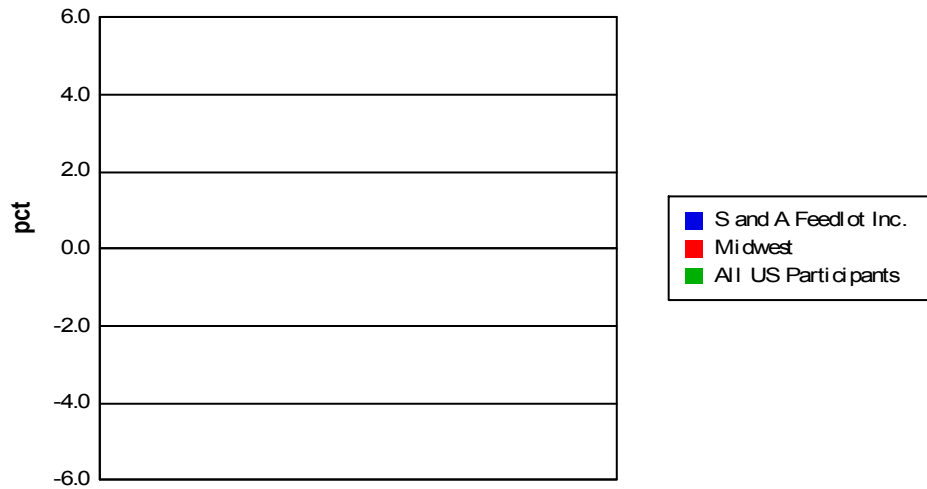
## Prime and Choice

Steers - All Weights



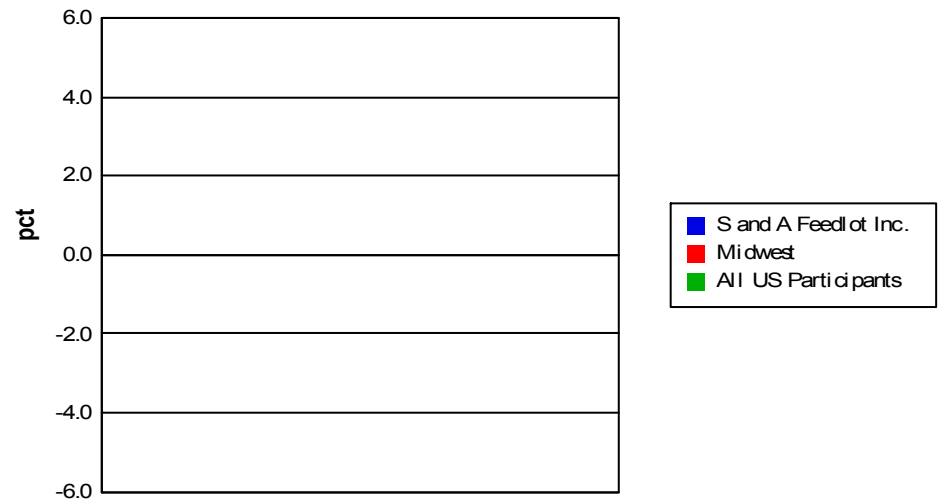
## Yield Grade 1's & 2's

Steers - All Weights



## Yield Grade 4's & 5's

Steers - All Weights



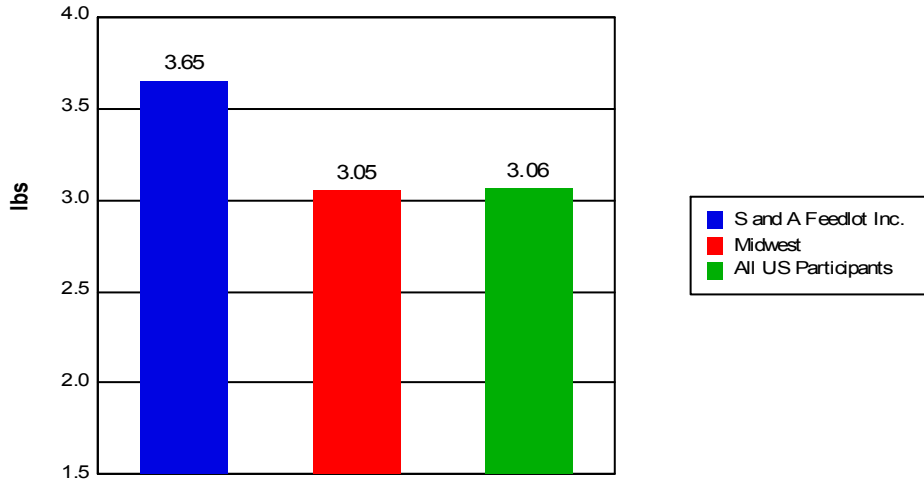
# Benchmark® Performance Program Report

Confidential Report for: S and A Feedlot Inc.

October 2009

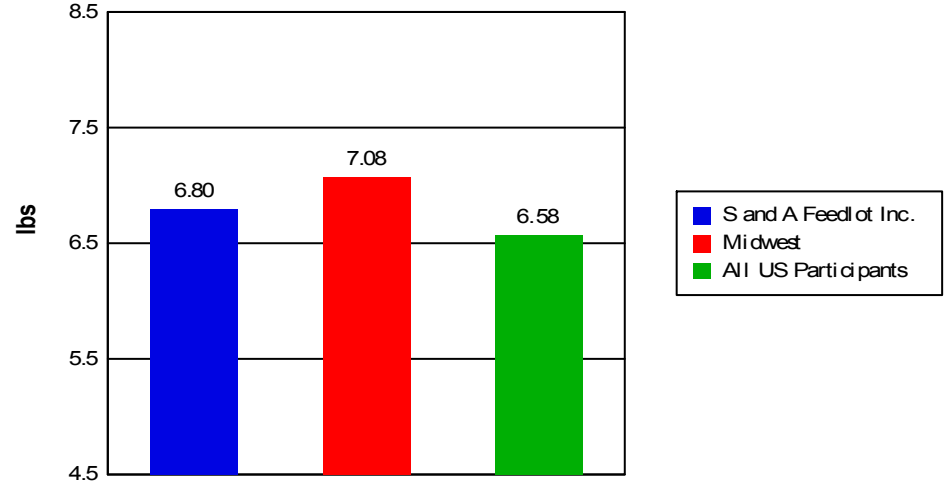
## Daily Gain

Heifers - All Weights



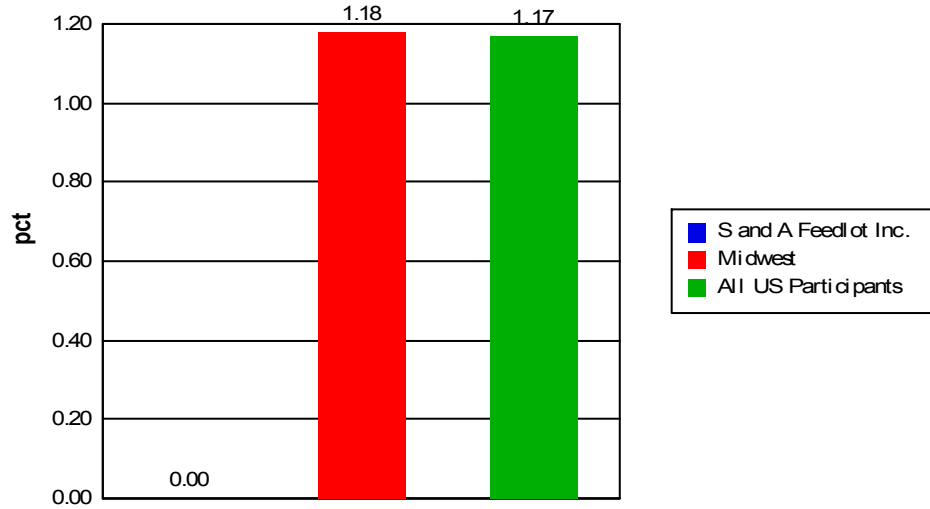
## Dry Feed Conversion

Heifers - All Weights



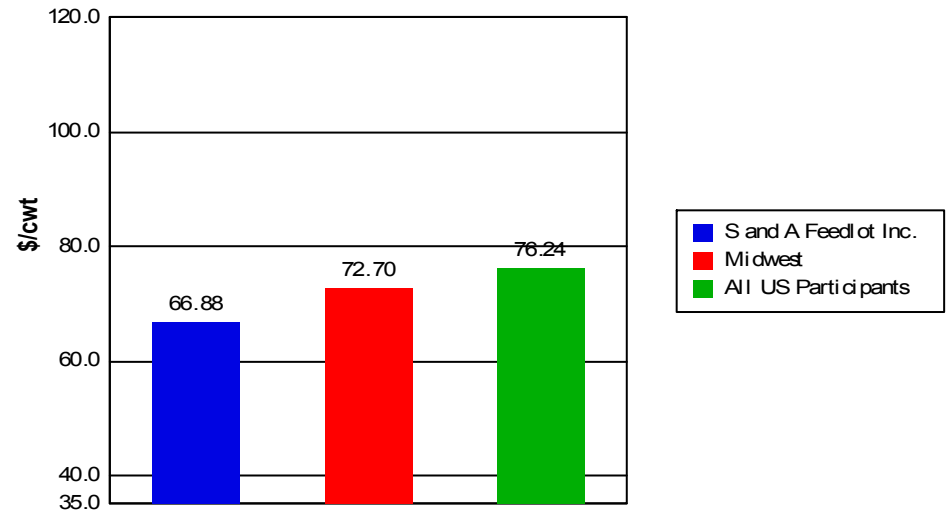
## Death Loss

Heifers - All Weights



## Cost of Gain

Heifers - All Weights




# Benchmark® Performance Program Report

Confidential Report for: S and A Feedlot Inc.

October 2009

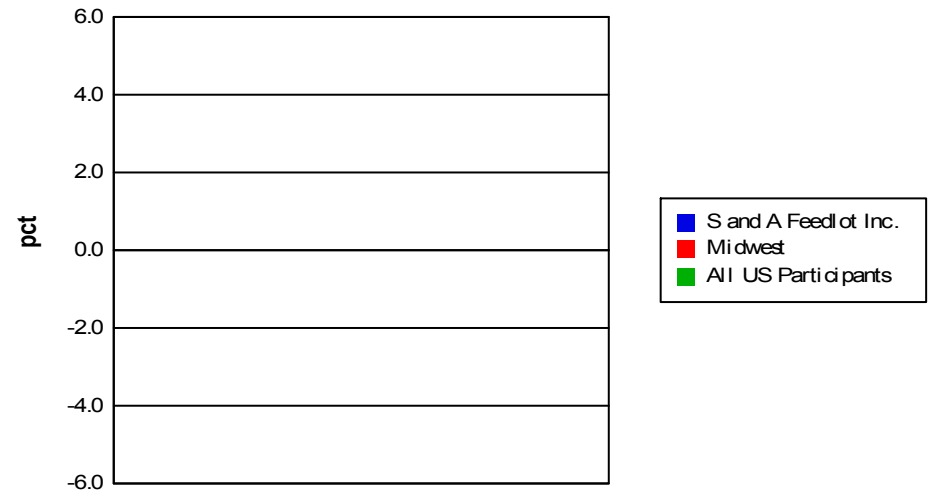
## Dressing Percent

Heifers - All Weights



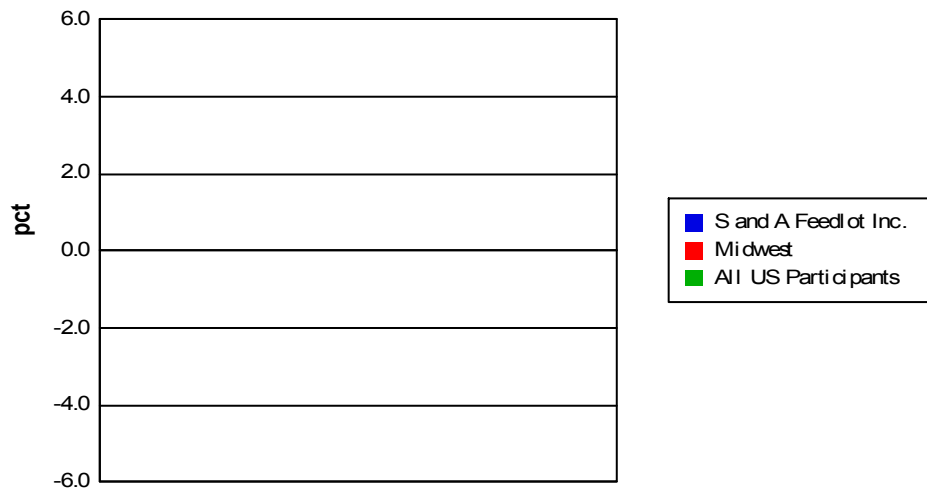
## Prime and Choice

Heifers - All Weights



## Yield Grade 1's & 2's

Heifers - All Weights



## Yield Grade 4's & 5's

Heifers - All Weights

